



# LaserChain wallet user guide

Buy, sell and transfer LaserChain tokens  
between your accounts



How to Create a Waves Wallet-----03

How to Withdraw LaserChain-----05

How to Trade LaserChain on DEX-----06

How to buy LaserChain from us-----07

How to send LaserChain to and from your base-----08



# Why you need a Waves wallet

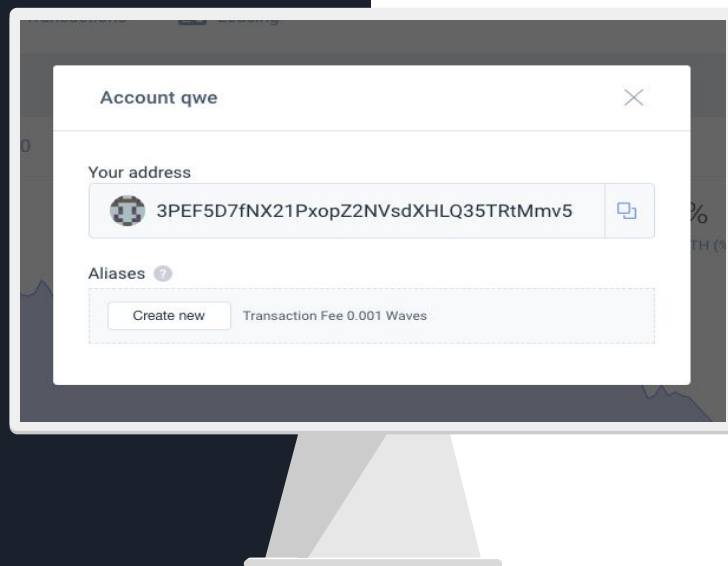
LaserChain token is based on the Waves platform. In order to withdraw or trade LaserChain tokens, you will need to create a waves wallet at <https://wavesplatform.com>. Note that at this moment, our token is only supported by the DEX trading platform, therefore you can only send it to wallets created at <https://wavesplatform.com>.

## How to Create a Waves wallet

1. First, go to <https://client.wavesplatform.com/create>
2. Click “Online Client”, then follow the instructions on the screen
3. IT will ask you to Backup. Save your backup somewhere like [standardnotes.org](https://standardnotes.org), or write it down somewhere safe
4. After you save your backup codes, it will ask you to repeat them back, to make sure you have it correct
5. Congratulations, you have successfully created a waves wallet

## Your Waves Wallet Address

Once you successfully create a wallet, you will see your DEX dashboard. Click on your avatar icon in the top left corner of the screen to see your waves wallet address

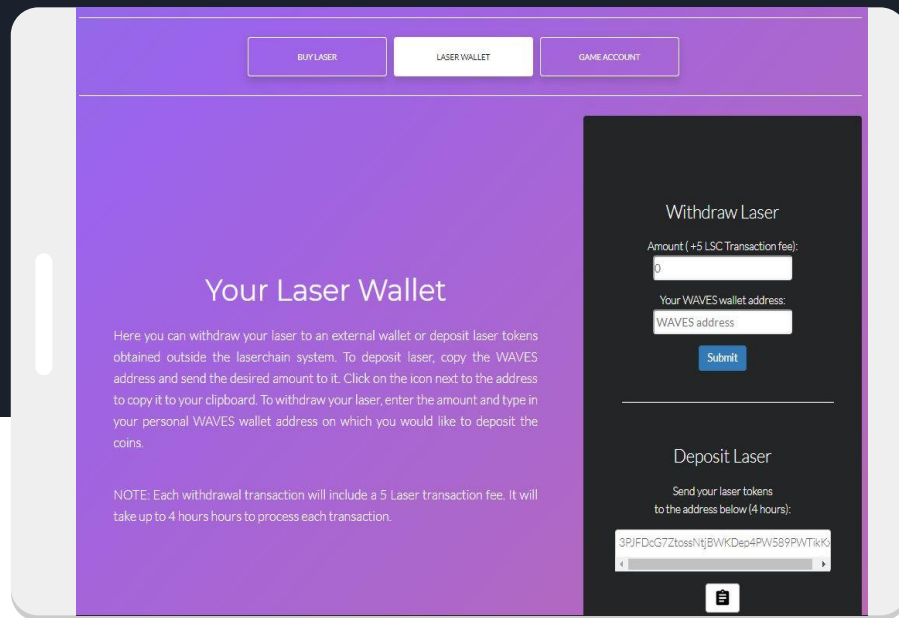


This is your Waves Address. Use it to withdraw LaserChain tokens from our laserchain wallet

## How to Withdraw LaserChain to your Waves Wallet

1. Login at: [https://www.laserchain.io/sign\\_in](https://www.laserchain.io/sign_in)  
You can buy laser, and send laser here. Click LASER WALLET
2. Remember your address from earlier? The one that looks like this  
3PNUuLMSTyhLKR2E3nsuXstV9k8T7fHPt9H
3. Insert the amount you wish to withdraw and your Waves wallet address, then click submit.

Each withdrawal transaction will include a 5 LaserChain transaction fee and will take 4 hours to process.



## Trading LaserChain

1. Login to your account at <https://client.wavesplatform.com/create>
2. Click the trading icon on the left (highlighted here in blue), you can type LaserChain to see the LaserChain currently up for sale on DEX

**BUY**      **SELL**

Amount 0 WAVES

Limit price Ask   Bid   Last

Total

Fee 0.003 WAVES      Expiration 30 days ▾

ALL   WAVES   BTC   ETH ▾

laserchain ✕

☆ Pair ▾	Price ▾	Chg ▾	Volume ▾
☆ LaserChain / L...	—	0%	—
☆ LaserChain / ...	—	0%	—

SPMU7vKus3Bs1IF8bKXqtxUXKzXnYk8d3VTy97eMBUJB / WAVES

You can now put your orders in the buy/ sell box in the right bottom corner of your screen



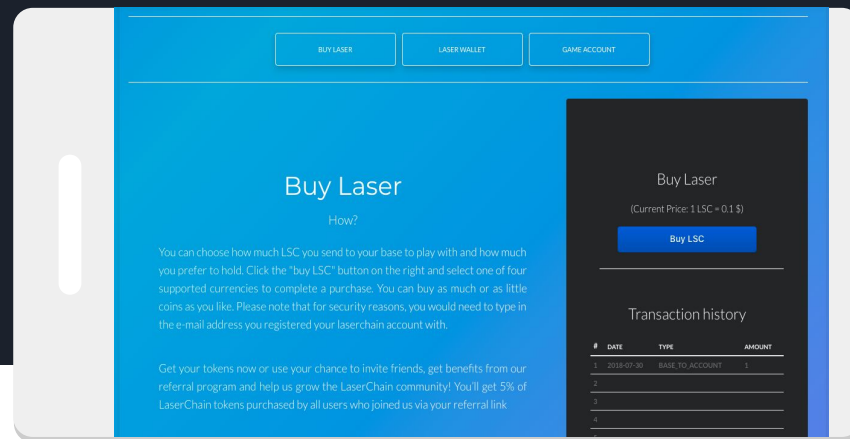
## Buy LaserChain From Us

To buy LaserChain from us, login to your laserchain account at <https://laserchain.io/account>

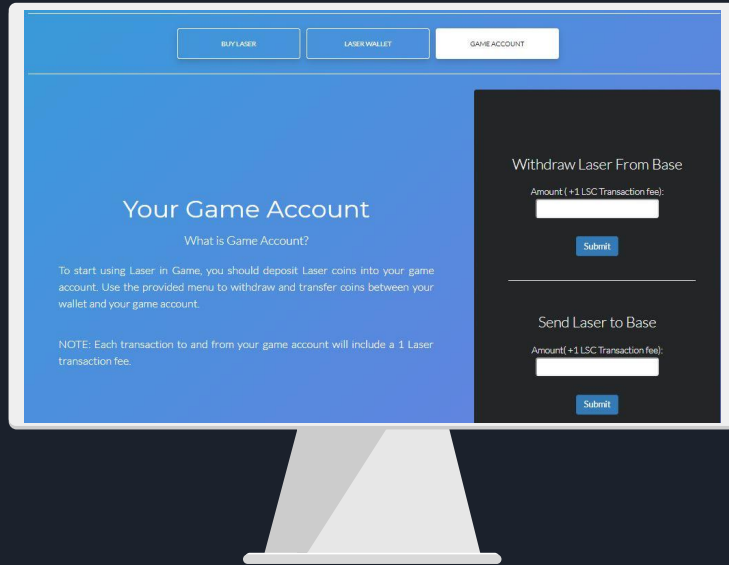
Open the Buy Laser tab and click on "Buy LSC"

We accept BTC, LTC, ETH and BCH

**NOTE:** Once you click the buy button, you would be asked to confirm your email for security reasons. Make sure you use the same email you are currently logged in with.



# Transfer Laser to and from your base



Once you log into your laserchain account, you will see your game account balance and your game balance. Here you can transfer LaserChain between these two accounts. When tokens are held in the laser account, you cannot spend them in game. Your laser account balance will be credited when you purchase or deposit laser, and your balance will decrease when you decide to send tokens to your game account, or to withdraw them to your waves wallet.